




**MINUTES OF COUNTY FINANCES
TREASURER'S REPORT**


IN THE MATTER OF COUNTY FINANCES
IN THE HANDS OF
MARY HORTON, TREASURER
OF JACKSON COUNTY, TEXAS

COMMISSIONERS' COURT
JACKSON COUNTY, TEXAS
IN REGULAR SESSION
MAY TERM 2019

IN ACCORDANCE with Section 114.026, Local Government Code, we, the undersigned, constituting the entire Commissioners' Court of said County, certify that on the 28th day of May 2019, at the Regular term of Court, we compared and examined the monthly report of Mary Horton, Treasurer of Jackson County, Texas, for April 2019, and finding the same correct, entered an order in the Minutes approving said report, which states total cash and other assets on hand as: \$11,091,065.72.



Jill S. Sklar, County Judge



Wayne Hunt, Commissioner Pct. #1



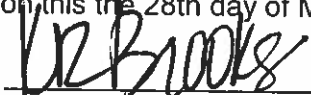
Wayne Bubela, Commissioner Pct. #2

Johnny E. Belicek, Commissioner Pct. #3



Dennis Karl, Commissioner Pct. #4

SWORN TO AND SUBSCRIBED BEFORE ME, by Jill S. Sklar, County Judge, and County Commissioners of said Jackson County, each respectively, on this the 28th day of May A.D., 2019.



Attest: Katherine R. Brooks, County Clerk

FILED FOR RECORD THIS the 28th day of May A.D., 2019, and recorded on the 28th day of May A.D., 2019.

Katherine R. Brooks, County Clerk and
Ex-Officio Clerk of the Commissioners'
Court in and for Jackson County, Texas

By: _____
Deputy

		BEGINNING	TOTAL	TOTAL	ENDING	AVERAGE
		BALANCE	DEBITS	CREDITS	BALANCE	DAILY
						BALANCE
GENERAL						
10 -000-1020	CHANGE FUND/PETT	2,046.00	0.00	0.00	2,046.00	2,046.00
10 -000-1030	CASH IN BANK	48,137.84	706,084.44	705,267.82CR	48,954.46	115,852.71
10 -000-1034	CASH IN BANK -	9,480.67	11,265.95	9,279.67CR	11,466.95	4,902.02
10 -000-1040	CASH IN TEX POOL	255,766.31	511.78	0.00	256,278.09	255,783.37
10 -000-1042	CASH IN TEXAS CL	6,881,130.86	75,858.58	415,592.01CR	6,541,397.43	6,757,818.04
10 -000-1045	CASH IN T BILLS	0.00	0.00	0.00	0.00	0.00
10 -000-1046	CASH IN C.D.'S	18,124.80	0.00	0.00	18,124.80	18,124.80
10 -000-1051	CASH IN ESCROW-L	0.00	0.00	0.00	0.00	0.00
10 -000-1060	CASH IN MONEY MA	75,690.33	55.99	0.00	75,746.32	75,692.20
FUND 10	TOTAL	7,290,376.81	793,776.74	1,130,139.50CR	6,954,014.05	7,230,219.14
PERMANENT IMPROVEMENT						
12 -000-1030	CASH IN BANK	49.55	0.02	0.00	49.57	49.55
12 -000-1040	CASH IN TEX POOL	0.00	0.00	0.00	0.00	0.00
12 -000-1042	CASH IN TEXAS CL	901,931.52	1,916.76	0.00	903,848.28	901,995.41
FUND 12	TOTAL	901,981.07	1,916.78	0.00	903,897.85	902,044.96
COMMISSARY TELEPHONE						
15 -000-1030	CASH IN BANK	7.25	4,451.03	4,110.61CR	347.67	910.41
15 -000-1040	CASH IN TEXPOOL	0.00	0.00	0.00	0.00	0.00
15 -000-1042	CASH IN TEXAS CL	43,200.00	3,593.18	93.18CR	46,700.00	44,016.67
FUND 15	TOTAL	43,207.25	8,044.21	4,203.79CR	47,047.67	44,927.08
DISTRICT ATTORNEY-HOT CHK						
17 -000-1030	CASH IN BANK	77.19	2,641.08	2,681.08CR	37.19	661.48
17 -000-1040	CASH IN TEX POOL	0.00	0.00	0.00	0.00	0.00
17 -000-1042	CASH IN TEXAS CL	7,200.00	15.29	15.29CR	7,200.00	7,200.00
FUND 17	TOTAL	7,277.19	2,656.37	2,696.37CR	7,237.19	7,861.48
ELECTIONS ADMINISTRATION						
18 -000-1030	CASH IN BANK	4,055.02	0.00	0.00	4,055.02	4,055.02
18 -000-1042	CASH IN TEXAS CL	0.00	0.00	0.00	0.00	0.00
FUND 18	TOTAL	4,055.02	0.00	0.00	4,055.02	4,055.02
FORFEITURE-DIST ATTORNEY						
19 -000-1030	CASH IN BANK	72.70	2,074.95	1,763.39CR	384.26	1,438.92

		BEGINNING BALANCE	TOTAL DEBITS	TOTAL CREDITS	ENDING BALANCE	AVERAGE DAILY BALANCE
19 -000-1040	CASH IN TEXPOOL	0.00	0.00	0.00	0.00	0.00
19 -000-1042	CASH IN TEXAS CL	302,223.76	642.29	0.00	302,866.05	302,245.17
FUND 19 TOTAL		302,296.46	2,717.24	1,763.39CR	303,250.31	303,684.09
FORFEITURE-SHERIFF						
21 -000-1030	CASH IN BANK	288.47	2,075.07	1,909.26CR	454.28	1,722.55
21 -000-1040	CASH IN TEXPOOL	0.00	0.00	0.00	0.00	0.00
21 -000-1042	CASH IN TEXAS CL	51,452.23	1,609.99	0.00	53,062.22	51,805.90
FUND 21 TOTAL		51,740.70	3,685.06	1,909.26CR	53,516.50	53,528.45
TECHNOLOGY FUND						
23 -000-1030	CASH IN BANK	2,800.04CR	1,210.59	0.00	1,589.45CR	2,317.25CR
23 -000-1040	CASH IN TEXPOOL	0.00	0.00	0.00	0.00	0.00
23 -000-1042	CASH IN TEXAS CL	98.00	0.26	0.26CR	98.00	98.00
FUND 23 TOTAL		2,702.04CR	1,210.85	0.26CR	1,491.45CR	2,219.25CR
JUV PROB DISCRETIONARY						
24 -000-1030	CASH IN BANK	1,731.04	235.00	0.00	1,966.04	1,746.71
24 -000-1042	CASH IN TEXAS CL	0.00	0.00	0.00	0.00	0.00
FUND 24 TOTAL		1,731.04	235.00	0.00	1,966.04	1,746.71
JUVENILE PROBATION GRANTS						
25 -000-1030	CASH IN BANK	2,400.46	18,999.32	17,784.43CR	3,615.35	2,506.03
25 -000-1040	CASH IN TEXPOOL	0.00	0.00	0.00	0.00	0.00
25 -000-1042	CASH IN TEXAS CL	50,147.46	106.06	1,000.00CR	49,253.52	49,917.66
FUND 25 TOTAL		52,547.92	19,105.38	18,784.43CR	52,868.87	52,423.69
LAW LIBRARY						
26 -000-1030	CASH IN BANK	385.69	1,015.00	1,000.00CR	400.69	573.52
26 -000-1042	CASH IN TEXAS CL	8,200.00	1,017.82	17.82CR	9,200.00	8,433.33
FUND 26 TOTAL		8,585.69	2,032.82	1,017.82CR	9,600.69	9,006.85
LEOSE-LAW ENF OFFICERS ED						
27 -000-1030	CASH IN BANK	42.11	500.00	400.00CR	142.11	134.56CR

		BEGINNING BALANCE	TOTAL DEBITS	TOTAL CREDITS	ENDING BALANCE	AVERAGE DAILY BALANCE
27 -000-1042	CASH IN TEXAS CL	7,675.00	16.06	516.06CR	7,175.00	7,558.33
	FUND 27 TOTAL	<u>7,717.11</u>	<u>516.06</u>	<u>916.06CR</u>	<u>7,317.11</u>	<u>7,423.77</u>
LIBRARY-MEMORIAL FUND						
28 -000-1030	CASH IN BANK	2,372.53	1,156.78	3,464.20CR	65.11	1,778.61
28 -000-1040	CASH IN TEXPOOL	5,348.69	2,511.71	0.00	7,860.40	5,932.41
28 -000-1042	CASH IN TEXAS CL	51,819.23	110.10	0.00	51,929.33	51,822.90
	FUND 28 TOTAL	<u>59,540.45</u>	<u>3,778.59</u>	<u>3,464.20CR</u>	<u>59,854.84</u>	<u>59,533.92</u>
RECORDS MGT- COUNTY CLERK						
29 -000-1030	CASH IN BANK	2,393.03	5,750.00	5,034.93CR	3,108.10	2,898.27
29 -000-1040	CASH IN TEXPOOL	0.00	0.00	0.00	0.00	0.00
29 -000-1042	CASH IN TEXAS CL	98,197.55	2,801.50	592.01CR	100,407.04	98,671.20
	FUND 29 TOTAL	<u>100,590.58</u>	<u>8,551.50</u>	<u>5,626.94CR</u>	<u>103,515.14</u>	<u>101,569.47</u>
RECORDS MGT - COUNTY						
30 -000-1030	CASH IN BANK	459.50	1,914.42	1,631.67CR	742.25	398.58
30 -000-1040	CASH IN TEXPOOL	0.00	0.00	0.00	0.00	0.00
30 -000-1042	CASH IN TEXAS CL	6,013.51	12.29	1,000.00CR	5,025.80	5,780.59
	FUND 30 TOTAL	<u>6,473.01</u>	<u>1,926.71</u>	<u>2,631.67CR</u>	<u>5,768.05</u>	<u>6,179.17</u>
RECORDS MGT - DIST CLERK						
31 -000-1030	CASH IN BANK	867.27	1,085.00	1,631.67CR	320.60	699.49
31 -000-1040	CASH IN TEXPOOL	0.00	0.00	0.00	0.00	0.00
31 -000-1042	CASH IN TEXAS CL	12,400.00	26.07	526.07CR	11,900.00	12,283.33
	FUND 31 TOTAL	<u>13,267.27</u>	<u>1,111.07</u>	<u>2,157.74CR</u>	<u>12,220.60</u>	<u>12,982.82</u>
SECURITY FUND						
32 -000-1030	CASH IN BANK	590.31	1,641.60	1,489.31CR	742.60	716.06
32 -000-1040	CASH IN TEXPOOL	0.00	0.00	0.00	0.00	0.00
32 -000-1042	CASH IN TEXAS CL	2,600.00	5.45	5.45CR	2,600.00	2,600.00
	FUND 32 TOTAL	<u>3,190.31</u>	<u>1,647.05</u>	<u>1,494.76CR</u>	<u>3,342.60</u>	<u>3,316.06</u>
CHILD ABUSE PREVENTION						
34 -000-1030	CASH IN BANK	907.50	45.94	0.00	953.44	939.66

		BEGINNING BALANCE	TOTAL DEBITS	TOTAL CREDITS	ENDING BALANCE	AVERAGE DAILY BALANCE
34 -000-1042	CASH IN TEXAS CL	0.00	0.00	0.00	0.00	0.00
	FUND 34 TOTAL	907.50	45.94	0.00	953.44	939.66
CHILD WELFARE						
35 -000-1030	CASH IN BANK	88.47	0.04	0.00	88.51	88.47
35 -000-1040	CASH IN TEXPOOL	0.00	0.00	0.00	0.00	0.00
35 -000-1042	CASH IN TEXAS CL	8,033.59	17.08	0.00	8,050.67	8,034.16
	FUND 35 TOTAL	8,122.06	17.12	0.00	8,139.18	8,122.63
HISTORICAL COMMISSION						
36 -000-1030	CASH IN BANK	93.58	0.04	0.00	93.62	93.58
36 -000-1040	CASH IN TEX POOL	0.00	0.00	0.00	0.00	0.00
36 -000-1042	CASH IN TEXAS CL	33,984.97	72.24	0.00	34,057.21	33,987.38
	FUND 36 TOTAL	34,078.55	72.28	0.00	34,150.83	34,080.96
MEDIATION FUND						
37 -000-1030	CASH IN BANK	1,450.00	0.00	0.00	1,450.00	1,450.00
37 -000-1042	CASH IN TEXAS CL	0.00	0.00	0.00	0.00	0.00
	FUND 37 TOTAL	1,450.00	0.00	0.00	1,450.00	1,450.00
BRIDGE REPLACEMENT						
39 -000-1030	CASH IN BANK	25.00	0.00	0.00	25.00	25.00
39 -000-1042	CASH IN TEXAS CL	135,584.75	288.14	0.00	135,872.89	135,594.35
	FUND 39 TOTAL	135,609.75	288.14	0.00	135,897.89	135,619.35
HIGHWAY						
40 -000-1030	CASH IN BANK	172,396.46CR	136,432.79	447.85CR	36,411.52CR	105,307.14CR
40 -000-1042	CASH IN TEXAS CL	0.00	0.00	0.00	0.00	0.00
	FUND 40 TOTAL	172,396.46CR	136,432.79	447.85CR	36,411.52CR	105,307.14CR
ROAD & BRIDGE GEN NO. 1						
41 -000-1030	CASH IN BANK	723.31	30,117.30	31,815.58CR	974.97CR	653.57
41 -000-1040	CASH IN TEX POOL	15,591.25	31.18	0.00	15,622.43	15,592.29
41 -000-1042	CASH IN TEXAS CL	335,219.23	686.59	30,000.00CR	305,905.82	323,042.12
	FUND 41 TOTAL	351,533.79	30,835.07	61,815.58CR	320,553.28	339,287.98

		BEGINNING	TOTAL	TOTAL	ENDING	AVERAGE
		BALANCE	DEBITS	CREDITS	BALANCE	DAILY
						BALANCE
ROAD & BRIDGE GEN NO. 2						
42 -000-1030	CASH IN BANK	484.49	46,001.01	51,765.02CR	5,279.52CR	1,952.52
42 -000-1040	CASH IN TEXPOOL	15,837.00	31.69	0.00	15,868.69	15,838.06
42 -000-1042	CASH IN TEXAS CL	382,936.03	780.04	46,000.00CR	337,716.07	367,028.70
FUND 42	TOTAL	399,257.52	46,812.74	97,765.02CR	348,305.24	384,819.28
ROAD & BRIDGE GEN NO. 3						
43 -000-1030	CASH IN BANK	1,182.92	33,000.39	33,805.17CR	378.14	887.94
43 -000-1040	CASH IN TEX POOL	24,893.59	49.84	0.00	24,943.43	24,895.25
43 -000-1042	CASH IN TEXAS CL	264,920.66	535.66	33,000.00CR	232,456.32	252,038.52
FUND 43	TOTAL	290,997.17	33,585.89	66,805.17CR	257,777.89	277,821.71
ROAD & BRIDGE GEN NO. 4						
44 -000-1030	CASH IN BANK	113.32	62,615.19	62,276.28CR	452.23	440.29
44 -000-1040	CASH IN TEX POOL	15,122.16	30.26	0.00	15,152.42	15,123.17
44 -000-1042	CASH IN TEXAS CL	519,536.48	1,058.77	62,000.00CR	458,595.25	498,171.77
FUND 44	TOTAL	534,771.96	63,704.22	124,276.28CR	474,199.90	513,735.23
ROAD & BRIDGE LATERAL RD						
45 -000-1030	CASH IN BANK	20,897.43	0.00	0.00	20,897.43	20,897.43
45 -000-1042	CASH IN TEXAS CL	0.00	0.00	0.00	0.00	0.00
FUND 45	TOTAL	20,897.43	0.00	0.00	20,897.43	20,897.43
PCT#1 EQUIPMENT REPLACMNT						
50 -000-1030	CASH IN BANK	6.19	120.00	240.47CR	114.28CR	22.30CR
50 -000-1040	CASH IN TEX POOL	0.00	0.00	0.00	0.00	0.00
50 -000-1042	CASH IN TEXAS CL	1,683.06	3.53	120.00CR	1,566.59	1,655.18
FUND 50	TOTAL	1,689.25	123.53	360.47CR	1,452.31	1,632.88
PCT#2 EQUIPMENT REPLACMNT						
51 -000-1030	CASH IN BANK	100.55	0.00	5,000.46CR	4,899.91CR	1,066.13CR
51 -000-1040	CASH IN TEX POOL	0.00	0.00	0.00	0.00	0.00
51 -000-1042	CASH IN TEXAS CL	27,558.74	5,061.02	0.00	32,619.76	28,727.44
FUND 51	TOTAL	27,659.29	5,061.02	5,000.46CR	27,719.85	27,661.31

	BEGINNING BALANCE	TOTAL DEBITS	TOTAL CREDITS	ENDING BALANCE	AVERAGE DAILY BALANCE
PCT#3 EQUIPMENT REPLACMNT					
52 -000-1030 CASH IN BANK	9.30	0.00	0.00	9.30	9.30
52 -000-1040 CASH IN TEX POOL	0.00	0.00	0.00	0.00	0.00
52 -000-1042 CASH IN TEXAS CL	3,120.71	6.61	0.00	3,127.32	3,120.93
FUND 52 TOTAL	3,130.01	6.61	0.00	3,136.62	3,130.23
PCT#4 EQUIPMENT REPLACMNT					
53 -000-1030 CASH IN BANK	856.23	0.37	0.00	856.60	856.24
53 -000-1040 CASH IN TEX POOL	0.00	0.00	0.00	0.00	0.00
53 -000-1042 CASH IN TEXAS CL	120,239.34	255.52	0.00	120,494.86	120,247.86
FUND 53 TOTAL	121,095.57	255.89	0.00	121,351.46	121,104.10
CONSTRUCTION GRANTS					
55 -000-1030 CASH IN BANK	344.00CR	0.00	2,118.96CR	2,462.96CR	1,897.90CR
55 -000-1042 CASH IN TEXAS CL	0.00	0.00	0.00	0.00	0.00
55 -000-1050 CASH-COMMUNITY A	0.00	0.00	0.00	0.00	0.00
FUND 55 TOTAL	344.00CR	0.00	2,118.96CR	2,462.96CR	1,897.90CR
ABANDONED MOTOR VEHICLE					
57 -000-1030 CASH IN BANK	760.44	0.00	275.67CR	484.77	593.98
57 -000-1040 CASH IN TEXPOOL	0.00	0.00	0.00	0.00	0.00
57 -000-1042 CASH IN TEXAS CL	0.00	0.00	0.00	0.00	0.00
57 -000-1055 CASH IN BANK - A	1,830.96	2,507.83	0.00	4,338.79	1,914.55
FUND 57 TOTAL	2,591.40	2,507.83	275.67CR	4,823.56	2,508.53
COASTAL PROTECTION					
72 -000-1030 CASH IN BANK	507.89	300,968.97	300,000.00CR	1,476.86	10,572.33
72 -000-1042 CASH IN TEXAS CL	268,939.51	300,592.72	0.00	569,532.23	278,959.27
FUND 72 TOTAL	269,447.40	601,561.69	300,000.00CR	571,009.09	289,531.60
AIRPORT					
80 -000-1030 CASH IN BANK	82.31	1,000.11	0.00	1,082.42	248.98
80 -000-1032 CLEARING	0.00	0.00	0.00	0.00	0.00
80 -000-1040 CASH IN TEXPOOL	0.00	0.00	0.00	0.00	0.00
80 -000-1042 CASH IN TEXAS CL	39,448.41	83.88	0.00	39,532.29	39,451.21
FUND 80 TOTAL	39,530.72	1,083.99	0.00	40,614.71	39,700.19

		BEGINNING	TOTAL	TOTAL	ENDING	AVERAGE
		BALANCE	DEBITS	CREDITS	BALANCE	DAILY
						BALANCE
JAIL COMMISSARY						
81 -000-1030	CASH IN BANK	2,893.90	1.20	488.43CR	2,406.67	2,763.69
81 -000-1040	CASH IN TEXPOOL	0.00	0.00	0.00	0.00	0.00
81 -000-1042	CASH IN TEXAS CL	0.00	0.00	0.00	0.00	0.00
FUND 81	TOTAL	2,893.90	1.20	488.43CR	2,406.67	2,763.69
STATE FEES						
88 -000-1030	CASH IN BANK	85,474.32	40,675.09	76,513.99CR	49,635.42	91,642.16
88 -000-1042	CASH IN TEXAS CL	0.00	0.00	0.00	0.00	0.00
FUND 88	TOTAL	85,474.32	40,675.09	76,513.99CR	49,635.42	91,642.16
TRUST INVESTMENT						
89 -000-1020	CASH- WILBREEZE	0.00	0.00	0.00	0.00	0.00
89 -000-1030	CASH IN BANK	0.00	8,883.28	8,883.28CR	0.00	205.10
89 -000-1040	CASH IN TEXPOOL	28,268.15	56.45	0.00	28,324.60	28,270.03
89 -000-1042	CASH IN TEXAS CL	7,984.04	4,449.47	8,883.28CR	3,550.23	3,690.72
89 -000-1060	CASH IN BANK - M	0.00	0.00	0.00	0.00	0.00
FUND 89	TOTAL	36,252.19	13,389.20	17,766.56CR	31,874.83	32,165.85
DISTRICT CLERK RESRV ACCT						
90 -000-1030	CASH IN BANK	145,586.52	23.00	0.00	145,609.52	145,602.62
90 -000-1035	CASH IN BANK - N	0.00	0.00	0.00	0.00	0.00
90 -000-1040	CASH IN TEXPOOL	0.00	0.00	0.00	0.00	0.00
90 -000-1042	CASH IN TEXAS CL	0.00	0.00	0.00	0.00	0.00
FUND 90	TOTAL	145,586.52	23.00	0.00	145,609.52	145,602.62
FLOOD CONTROL - JC DRAIN						
92 -000-1030	CASH IN BANK	0.00	10,419.57	10,419.57CR	0.00	4,862.47
92 -000-1040	CASH IN TEXPOOL	0.00	0.00	0.00	0.00	0.00
92 -000-1042	CASH IN TEXAS CL	0.00	0.00	0.00	0.00	0.00
FUND 92	TOTAL	0.00	10,419.57	10,419.57CR	0.00	4,862.47
REPORT TOTALS		11,192,111.68	1,839,814.24	1,940,860.20CR	11,091,065.72	11,170,158.25

Pledge Security Listing

April 30, 2019

EL CAMPO, TX

ID	CUSIP	Description	Safekeeping Location	Safekeeping Receipt	Coupon	Maturity Date	Call Date	Moody	S&P	Fitch	ASC 320	Face Amount	Current Par	Current Book Value	Market Value	Gain(Loss)
JACKSON COUNTY																
863	31335HQ30	FHLMC #C90474	FHLB	xxx	7.00	06/01/2021		AAA	AA+	AAA	HTM	1,000,000	1,974.17	1,974.28	2,031.36	57.08
2047	3128MBNA1	FHLMC #G12885	FHLB	x	5.00	06/01/2021		AAA	AA+	AAA	HTM	8,737,000	69,721.00	69,721.05	70,220.38	499.33
2412	3128MBTJ6	FHLMC #G13053	FHLB	x	4.50	04/01/2023		AAA	AA+	AAA	HTM	13,200,000	238,879.34	238,879.37	244,128.50	5,249.13
2493	31417ADJ5	FNMA #AB3704	FHLB	x	3.00	10/01/2021		AAA	AA+	AAA	HTM	8,535,819	512,020.42	513,456.49	512,049.67	(1,406.81)
2516	3138AXXQ9	FNMA #AJ6086	FHLB	x	3.00	12/01/2026		AAA	AA+	AAA	HTM	4,400,000	972,419.93	978,255.57	976,794.04	(1,461.53)
3546	31410LKN1	FNMA #890501	FHLB		2.00	11/01/2027		AAA	AA+	AAA	HTM	11,250,000	4,405,694.63	4,444,386.70	4,302,258.70	(142,128.01)
3615	31307BFM7	FHLMC #J22872	FHLB		2.00	03/01/2028		AAA	AA+	AAA	HTM	9,000,000	3,643,623.27	3,655,393.10	3,598,916.75	(96,476.34)
4954	3141BCSG0	FNMA #MA3218	FHLB		3.00	12/01/2032		AAA	AA+	AAA	HTM	4,000,000	3,327,355.00	3,409,144.65	3,336,338.86	(72,805.79)
4992	3128MMX57	FHLMC #G18699	FHLB		4.00	06/01/2033		AAA	AA+	AAA	HTM	4,000,000	3,464,843.36	3,562,490.17	3,563,591.40	1,101.23
Total for JACKSON COUNTY												64,122,819	16,636,531.12	16,873,701.38	16,566,329.66	(307,371.71)

Although the information in this report has been obtained from sources believed to be reliable, its accuracy cannot be guaranteed.

<u>INVESTMENTS</u>			03/31/2019				04/30/2019
TexPool							
FUND	NAME	ACC'T #	BALANCE	INTEREST	DEPOSIT	WITHDRAW	BALANCE
41	Road & Bridge Precinct #1	1100	15,591.25	31.18			15,622.43
42	Road & Bridge Precinct #2	1200	15,837.00	31.69			15,868.69
43	Road & Bridge Precinct #3	1300	24,893.59	49.84			24,943.43
44	Road & Bridge Precinct #4	1400	15,122.16	30.26			15,152.42
10	General	1500	255,766.31	511.78			256,278.09
28	Library - Memorial Fund	2800	5,348.69	11.71	2,500.00		7,860.40
89	Rojas Seizure	7210	11,322.02	22.66			11,344.68
89	Binning Heirs Trust Cause #4563	7406	2,306.73	4.52			2,311.25
89	Cordele Church & Cemetery	7502	5,774.63	11.54			5,786.17
89	Callis Receivership	7504	8,864.77	17.73			8,882.50
TOTAL IN TEXPOOL			360,827.15	722.91	2,500.00	0.00	364,050.06
Standard & Poor Global rating			AAAm				AAAm
AVERAGE INTEREST RATE			2.4164%				2.4344%
Texas CLASS							
10	General	0001	6,881,130.86	14,361.54	61,497.04	415,592.01	6,541,397.43
12	Permanent Improvement	0012	901,931.52	1,916.76			903,848.28
15	Commissary Telephone	0015	43,200.00	93.18	3,500.00	93.18	46,700.00
17	District Attorney Hot Check	0017	7,200.00	15.29		15.29	7,200.00
19	Forfeiture - District Attorney	0019	302,223.76	642.29			302,866.05
21	Forfeiture - Sheriff	0021	51,452.23	109.99	1,500.00		53,062.22
23	Technology	0023	98.00	0.26		0.26	98.00
25	Juvenile Probation Grants	0025	50,147.46	106.06		1,000.00	49,253.52
26	Law Library	0026	8,200.00	17.82	1,000.00	17.82	9,200.00
27	LEOSE	0027	7,675.00	16.06		516.06	7,175.00
28	Library - Memorial Fund	0028	51,819.23	110.10			51,929.33
29	Records Management - County Clerk	0029	98,197.55	209.49	2,592.01	592.01	100,407.04
30	Records Management - County	0030	6,013.51	12.29		1,000.00	5,025.80
31	Records Management - District Clerk	0031	12,400.00	26.07		526.07	11,900.00
32	Security	0032	2,600.00	5.45		5.45	2,600.00
35	Child Welfare	0035	8,033.59	17.08			8,050.67
36	Historical Commission	0036	33,984.97	72.24			34,057.21
39	Bridge Replacement	0039	135,584.75	288.14			135,872.89
41	Road & Bridge Precinct #1	0041	335,219.23	686.59		30,000.00	305,905.82
42	Road & Bridge Precinct #2	0042	382,936.03	780.04		46,000.00	337,716.07
43	Road & Bridge Precinct #3	0043	264,920.66	535.66		33,000.00	232,456.32
44	Road & Bridge Precinct #4	0044	519,536.48	1,058.77		62,000.00	458,595.25

<u>INVESTMENTS</u>			03/31/2019				04/30/2019	
TexPool								
FUND	NAME	ACC'T #	BALANCE	INTEREST	DEPOSIT	WITHDRAW	BALANCE	
50	Road & Bridge Precinct #1 Equipment Replacement	0050	1,683.06	3.53		120.00	1,566.59	
51	Road & Bridge Precinct #2 Equipment Replacement	0051	27,558.74	61.02	5,000.00		32,619.76	
52	Road & Bridge Precinct #3 Equipment Replacement	0052	3,120.71	6.61			3,127.32	
53	Road & Bridge Precinct #4 Equipment Replacement	0053	120,239.34	255.52			120,494.86	
72	Coastal Impact Assistance	0072	268,939.51	592.72	300,000.00		569,532.23	
80	Airport	0080	39,448.41	83.88			39,532.29	
89	S. McGinnis DA Seizure	0189	3,542.72	7.51			3,550.23	
89	Walleck SO Seizure	1389	4,441.32	0.32		4,441.64	0.00	
TOTAL IN TEXAS CLASS			10,573,478.64	22,092.28	375,089.05	590,478.15	10,375,740.18	
Standard & Poor Global rating			AAAm				AAAm	
AVERAGE INTEREST RATE			2.6100%				2.5800%	
10	Transfer Station Certificate of Deposit	Prosperity	18,124.80				18,124.80	
	INTEREST RATE		0.7500%				0.7500%	
10	Depository Money Market	Prosperity	75,690.33	55.99			75,746.32	
	AVERAGE INTEREST RATE		0.9000%				0.9000%	
Depository Bank Account Interest			Prosperity	135.52				
Cafeteria (Flexible Spending) Account			Prosperity	33,603.87	511.70	2,234.26	31,881.31	

This report is presented in accordance with provisions of Texas Government Code §2256.023, the Public Funds Investment Act. The investments held in the Jackson County portfolio comply with the Public Funds Investment Act and the County's investment policy and strategies.

This report is true and correct to the best of my knowledge and belief according to the records of this office.



Mary Horton, CCT, CIO